


## KEY FEATURES

- Enclosed Switching Power Supply
- Universal Input: 90-264 VAC
- Active P.F.C. Function, PF>0.95
- Cooling by Built-in DC FAN
- Protections: Over Load / Over Voltage /  
Over Temperature / Short Circuit  
All by Auto-recovery
- Built-in Remote ON/OFF Control
- Built-in Remote Sense Function
- Built-in DC OK Signal
- Stand by 5V @ 0.6A
- High Efficiency up to 92%
- Ultra Compact Size: 7.0 x 4.2 x 2.37 Inches
- 3-Year Product Warranty



Please refer to the types of terminal block; the pictures shown are for illustration purpose only, actual product may vary.



## ELECTRICAL SPECIFICATIONS

All specifications valid at normal input voltage, full load and +25°C after warm-up time unless otherwise stated.

Model No.	AQFV480E-12S□	AQFV480E-24S□	AQFV480E-36S□	AQFV480E-48S□		
Max Output Wattage (W)	480W					
Input	Voltage	90-264 VAC or 120-370 VDC				
	Frequency (Hz)	50-60 Hz				
	Current (Full load)	< 5.5 A max. (115 VAC) / < 3.0 A max. (230 VAC)				
	Inrush Current (<2ms)	< 50 A max. (115 VAC) / < 70 A max. (230 VAC)				
	Leakage Current	< 0.5 mA max.(240VAC 63Hz)				
	Power Factor	PF>0.95 (115 VAC) / PF>0.90 (230 VAC) at Full Load				
Output	Voltage (VDC.)	12V	24V	36V	48V	
	Trim	±5% Output Voltage				
	Voltage Accuracy	±2%				
	Current (18CFM FAN) (A) max	40	20	13.33	10	
	Line Regulation (LL-HL) (typ.)	±0.5%				
	Load Regulation (5-100%) (typ.)	±1%				
	Minimum Load	5%				
	Maximum Capacitive Load	180000 uF	75000 uF	50000 uF	25000 uF	
	Ripple & Noise (max.)	100mVp-p	200mVp-p	200mVp-p	300mVp-p	
	Efficiency (%)	Vin:115(V.AC)	85%	87%	89%	88%
		Vin:230(V.AC)	88%	90%	92%	91%
Hold-up Time	10 ms min.					
Protection	Over Power Protection	Auto recovery				
	Over Voltage Protection	Auto recovery				
	Over Temperature	Auto recovery				
	Short Circuit Protection	Auto-recovery				
Isolation	Input-Output (V.AC)	3000VAC or 4242VDC				
	Input-FG (V.AC)	1500V				
	Output-FG (V.AC)	500V				

## ELECTRICAL SPECIFICATIONS

All specifications valid at normal input voltage, full load and +25°C after warm-up time unless otherwise stated.

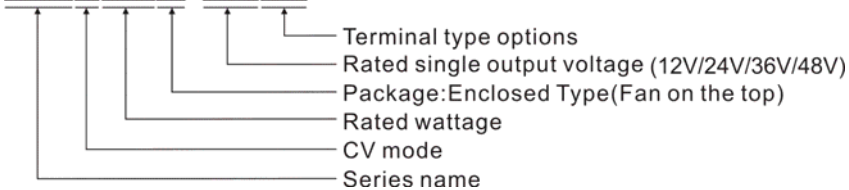
Model No.	AQFV480E-12S□	AQFV480E-24S□	AQFV480E-36S□	AQFV480E-48S□	
Function	5V Stand by	5VSB: 5V@0.6A ; Tolerance ±10% , Ripple & Noise: 100m Vp-p (max.)			
	DC OK Signal	Turn ON: 4-6V ; Turn OFF: 0-1V			
	Remote Control	+RC / -RC: Power ON=open ; Power OFF=short			
	FAN Control	12VDC / 0.5A max.			
Environment	Operating Temperature	-25°C...+70°C (with derating)			
	Storage Temperature	-25°C...+85°C			
	Temperature Coefficient	±0.03%/°C ( 0~50°C )			
	Humidity	95% RH			
	MTBF	>100,000 h @ 25°C (MIL-HDBK-217F)			
Physical	Vibration	10~500Hz, 2G 10min./1cycle, 60min. each along X, Y, Z axes.			
	Dimensions (L x W x H)	7.0 x 4.2 x 2.37 Inches (177.8 x 106.5 x 60.3 mm ) Tolerance ±0.5 mm			
Safety	Weight	950 g			
	Agency Approvals	UL60950-1, CE			
EMC	EMI (Conducted & Radiated Emission)	EN 55032 class B			
	EMS (Noise Immunity)	EN 55024			

## NOTE

- Ripple & Noise are measured at 20MHz of bandwidth with 0.1uF & 47uF parallel capacitor.
- Strongly recommend to conduct this test with DC Voltage. If customer wishes to test with AC Voltage, please disconnect all Y-Capacitors within Arch power supply.
- CAUTION: Double pole, neutral fusing. Disconnect mains before servicing.**  
**(ATTENTION : 2 poles avec fusible sur le neutre. Deconnecter le secteur avant intervention.)**

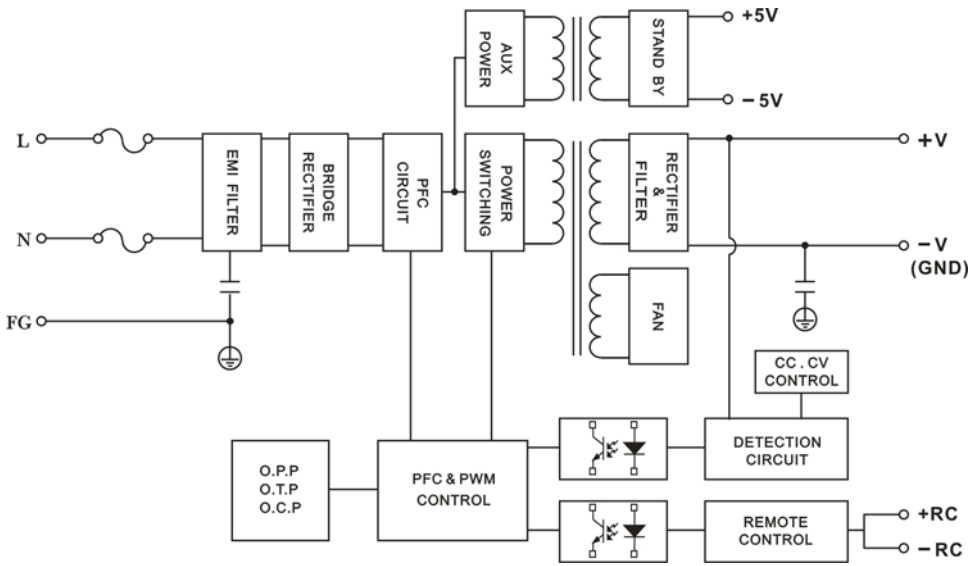
## MODEL ENCODING

**AQFV480E-12SXN**

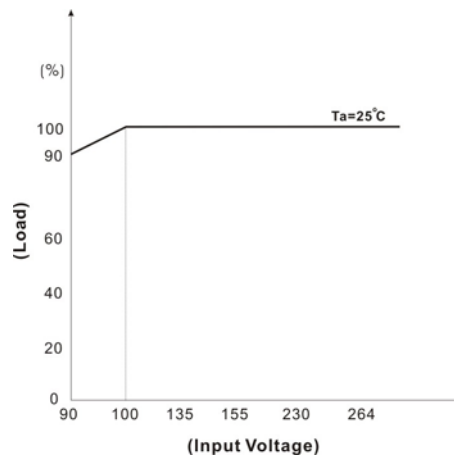
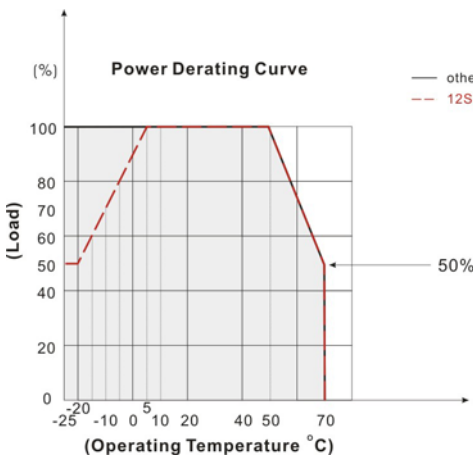


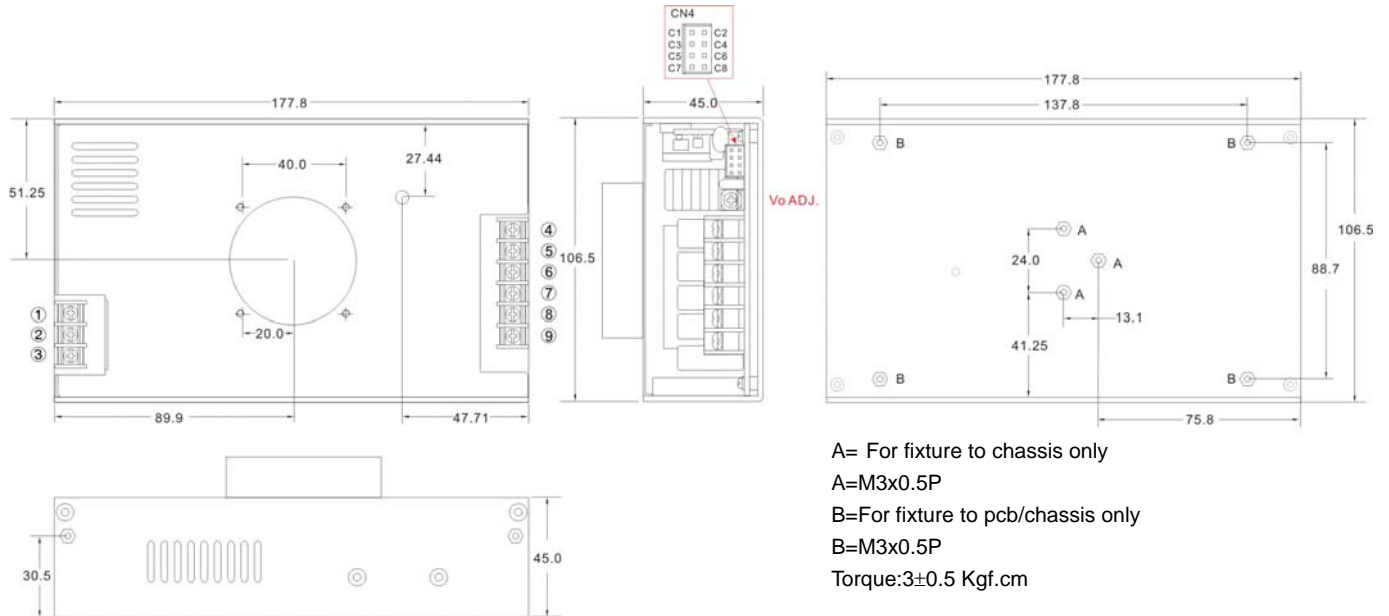
Type	Terminal type
XN	Standard type
AN	A type

**BLOCK DIAGRAM**



**DERATING**



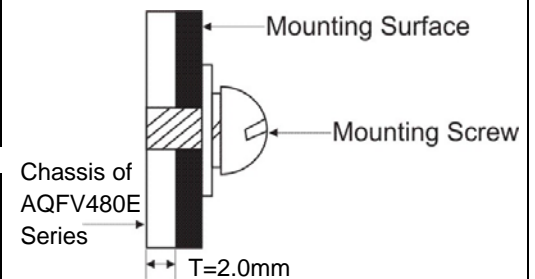
**MECHANICAL DIMENSIONS ( Top View )**
**Standard**


Brands					
PIN#	Single	Terminal			
1	AC IN (N)	DINKLE DT-49-B01W-03			
2	AC IN (L)				
3	⏏	—	—	—	—
4~6	+DC OUT	DINKLE DT-49-B01W-06			
7~9	-DC OUT				

**ASSEMBLY INSTRUCTIONS**

\*U Case T=2.0mm

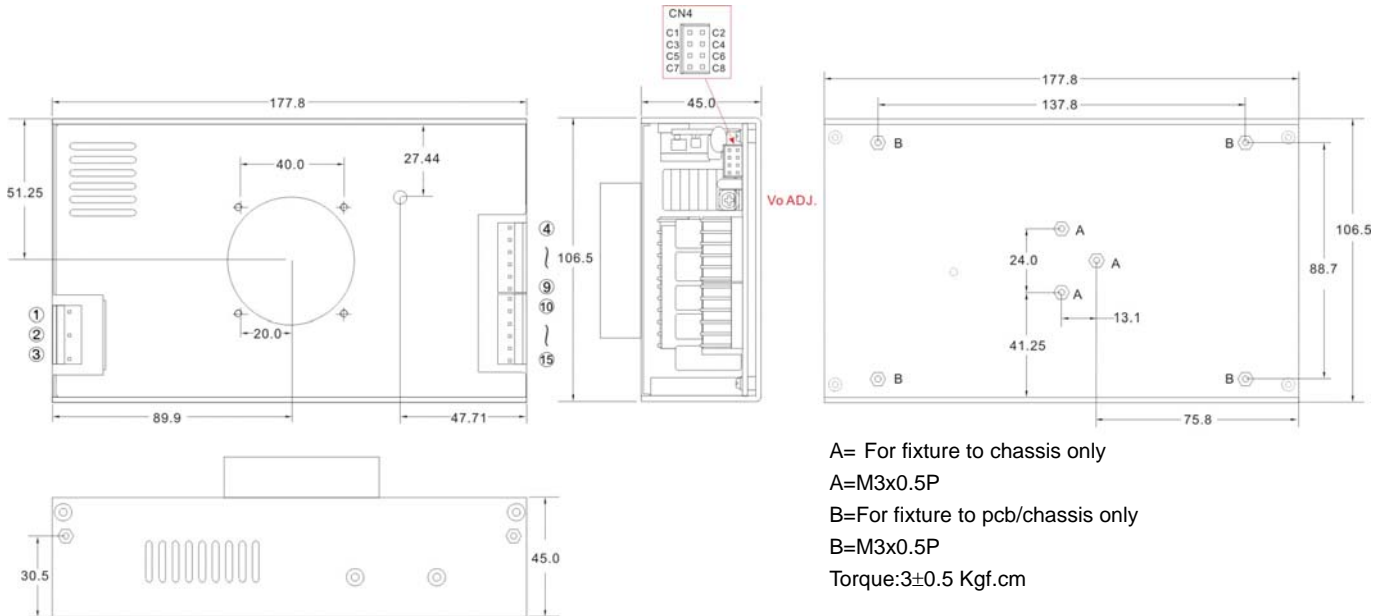
Customer is advised to screw into the threads no more than 2.0mm



Connector Pin (CN4)					
Brands		Cherng Weei		JST	
PIN#	Single	Mating Housing	Terminal	Mating Housing	Terminal
C1	+S	PHD-H20-2X4P	PHD-T20	PHDR-08VS	SPHD-001T-P0.5
C2	-S				
C3	+RC				
C4	-RC				
C5	DC-OK				
C6	GND				
C7	+5V SB				
C8	-5V SB				

**Standard**


Please refer to the types of terminal block; the pictures shown are for illustration purpose only, actual product may vary.

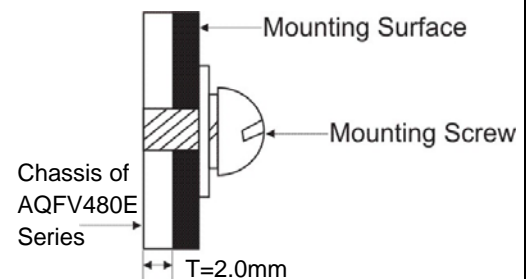
**MECHANICAL DIMENSIONS ( Top View )**
**A Type**


Brands		Alex		Molex	
PIN#	Single	Mating Housing	Terminal	Mating Housing	Terminal
1	AC IN (N)	8639-05N2	23T or 24T series	5195-05	5194T
2	AC IN (L)		94T or 95T series		
3	⏏		8095-05N2		
4~9	+DC OUT	8639-06N2	23T or 24T series	5195-06	5194T
10~15	-DC OUT	8095-06N2	94T or 95T series		


**ASSEMBLY INSTRUCTIONS**

\*U Case T=2.0mm

Customer is advised to screw into the threads no more than 2.0mm



Connector Pin (CN4)					
Brands		Cherng Weei		JST	
PIN#	Single	Mating Housing	Terminal	Mating Housing	Terminal
C1	+S	PHD-H20-2X4P	PHD-T20	PHDR-08VS	SPHD-001T-P0.5
C2	-S				
C3	+RC				
C4	-RC				
C5	DC-OK				
C6	GND				
C7	+5V SB				
C8	-5V SB				

**A Type**


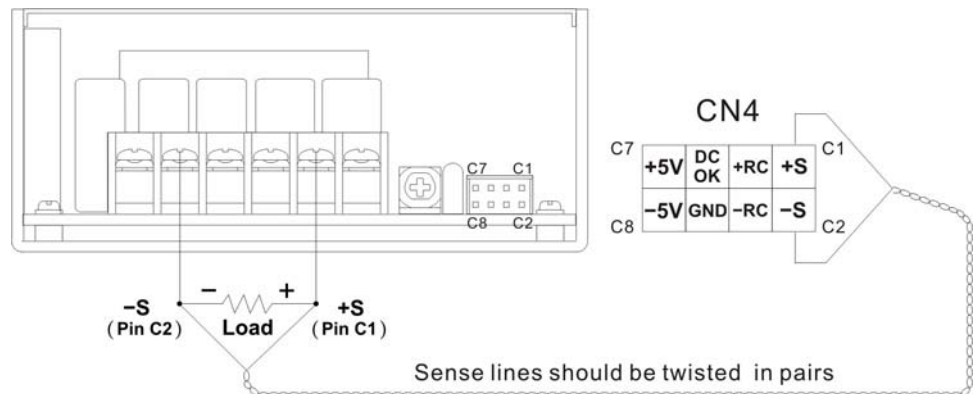
Please refer to the types of terminal block; the pictures shown are for illustration purpose only, actual product may vary.

**FUNCTION DESCRIPTION of CN4 :**

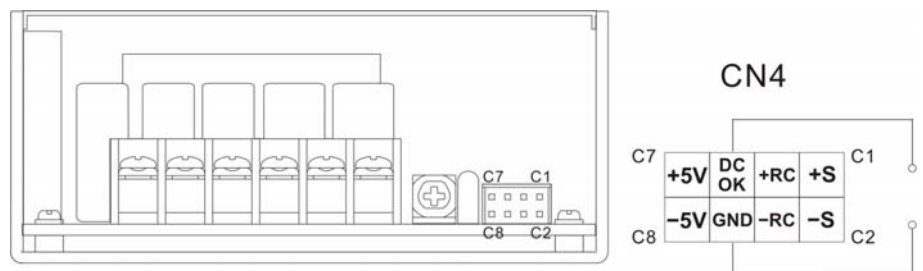
Pin No.	Function	Description
C1	+S	Positive sensing. The +S signal should be connected to the positive terminal of the load. The +S and -S leads should be twisted in pair to minimize noise pick-up effect. The maximum line drop compensation is 0.5V. (max.)
C2	-S	Negative sensing. The -S signal should be connected to the negative terminal of the load. The -S and +S leads should be twisted in pair to minimize noise pick-up effect. The maximum line drop compensation is 0.5V. (max.)
C3	+RC	Turns the output on and off by electrical or dry contact between pin C4 (-RC), Short: Power OFF, Open: Power ON.
C4	-RC	Remote control ground.
C5	DC-OK	DC-OK Signal is a DC output, referenced to pinC6(DC-OK GND).
C6	GND	This pin connects to the negative terminal(-V). Return for DC-OK signal output.
C7	+5V SB	Stand by voltage output ground 4.5~5.5V, referenced to pin C8(-5V SB). The maximum load current is 0.6A.
C8	-5V SB	Stand by voltage output ground.

**FUNCTION MANUAL :**
**1. Remote Sense**

The remote sensing compensates voltage drop on the load wiring up to 0.5V. (max.)

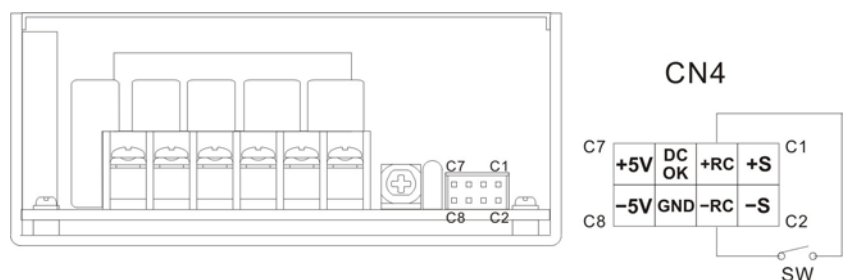

**2. DC-OK Signal**

Between DC-OK(pinC5) and GND(pinC6)	Output Status
4~6V	ON
0~1V	OFF


**3. Remote Control**

It can be turned ON/OFF by using the "Remote Control" function.

Between RC+(pinC3) and RC-(pinC4)	Output Status
SW ON (Short)	OFF
SW OFF (Open)	ON

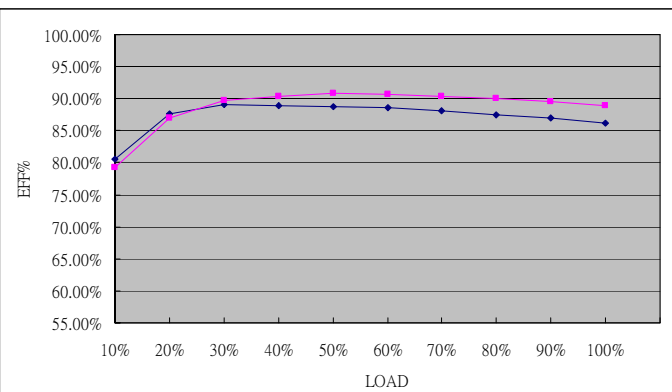
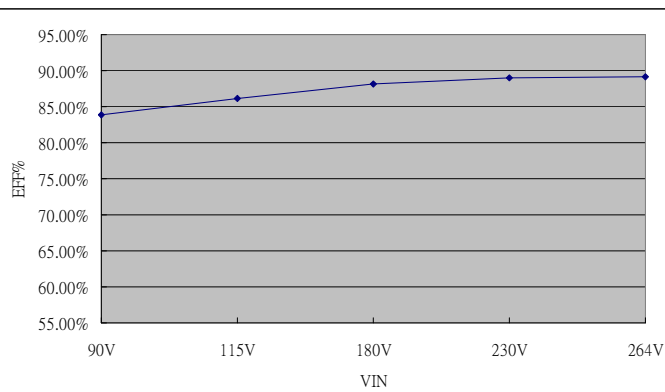


**EFFICIENCY VERSUS LOAD (with 18CFM FAN)**
**AQFV480E-12S**
**VIN VS Efficiency**

Input Voltage (V)	90	115	180	230	264
Efficiency (%)	83.90	86.17	88.12	88.97	89.15

**LOAD VS Efficiency**

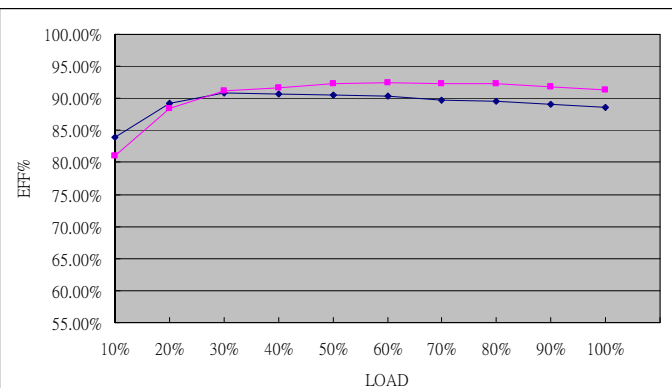
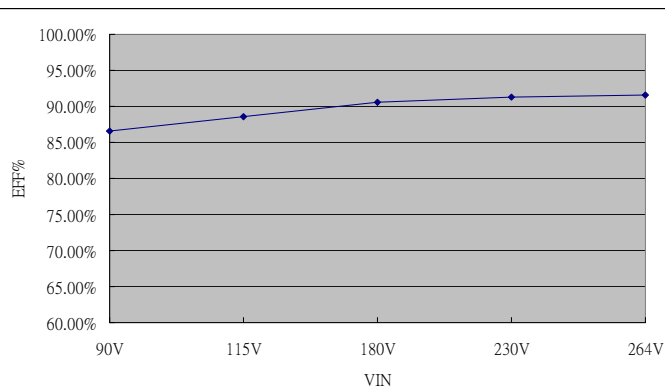
Load (%)	10	20	30	40	50
115V (%)	80.55	87.57	89.04	88.85	88.71
230V (%)	79.24	87.06	89.66	90.39	90.81
Load (%)	60	70	80	90	100
115V (%)	88.59	88.16	87.53	86.93	86.17
230V (%)	90.62	90.38	89.98	89.55	88.97


**AQFV480E-24S**
**VIN VS Efficiency**

Input Voltage (V)	90	115	180	230	264
Efficiency (%)	86.51	88.60	90.58	91.32	91.56

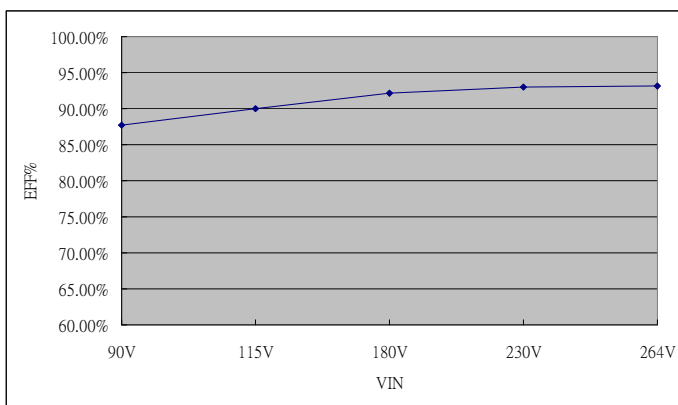
**LOAD VS Efficiency**

Load (%)	10	20	30	40	50
115V (%)	83.91	89.22	90.81	90.61	90.53
230V (%)	81.02	88.37	91.11	91.72	92.35
Load (%)	60	70	80	90	100
115V (%)	90.36	89.66	89.56	89.10	88.60
230V (%)	92.48	92.36	92.23	91.74	91.32

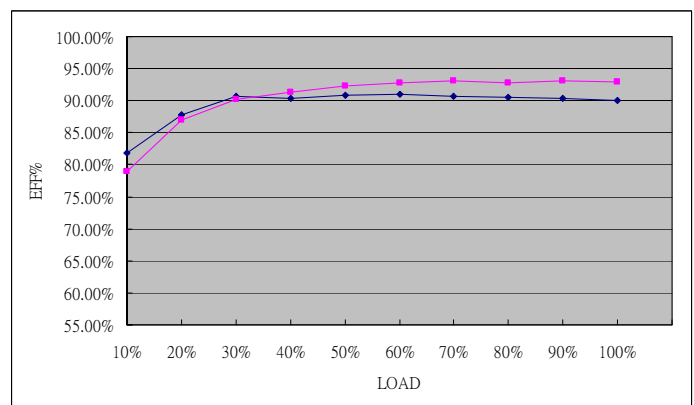


**EFFICIENCY VERSUS LOAD (with 18CFM FAN)**
**AQFV480E-36S**
**VIN VS Efficiency**

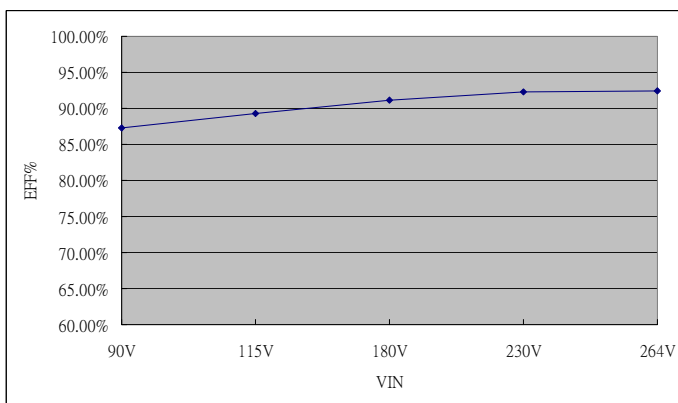
Input Voltage (V)	90	115	180	230	264
Efficiency (%)	87.75	89.98	92.19	92.96	93.21


**LOAD VS Efficiency**

Load (%)	10	20	30	40	50
115V (%)	81.77	87.84	90.61	90.36	90.80
230V (%)	78.91	87.02	90.20	91.32	92.36
Load (%)	60	70	80	90	100
115V (%)	91.05	90.75	90.49	90.30	89.98
230V (%)	92.80	93.04	92.80	93.03	92.96


**AQFV480E-48S**
**VIN VS Efficiency**

Input Voltage (V)	90	115	180	230	264
Efficiency (%)	87.25	89.33	91.21	92.26	92.48


**LOAD VS Efficiency**

Load (%)	10	20	30	40	50
115V (%)	81.82	87.48	89.68	89.51	90.09
230V (%)	79.23	86.44	90.02	90.77	91.90
Load (%)	60	70	80	90	100
115V (%)	89.92	90.07	89.75	89.78	89.33
230V (%)	91.94	92.33	92.18	92.37	92.26

